

October/November 2023



# Seacoast Camera Club

The purpose of the Seacoast Camera Club to improve members' photography skills through lectures, workshops, and friendly competitions. Meetings are held from 7-9 pm on the 2<sup>nd</sup> & 4<sup>th</sup> Tuesdays of the month, September through June.

## President's Corner

Happy Fall everyone! I hope you are enjoying the cooler weather. It's a great time to be out photographing. We had a great start to the season. I hope you get a chance to practice what you learned about Night photography and/or Reflection on Glass! Looking ahead we have competition night on Oct 24th (Nature and Open) followed by a presentation by Alyce Bender "Wondering Through the Wilderness on Nov 14th.

One of my goals this fall is to photograph some images from New Hampshire that I can print for the "Made in NH" print competition / Holiday gathering on Dec 12th. I tend to photograph often, share images in social media but rarely print them. I enjoy visiting the White Mountains so maybe I will get a good image of the Jackson covered bridge or some other iconic image. Keep photographing and have a great week!



Sharon Colacino



**Oyster Snuggle Time**

Sharon Colacino

### Zoom!

As we continue to meet primarily on Zoom, some quick reminders about proper etiquette while on zoom.

1. Obviously, arriving to the meeting on time is always helpful, but it also eliminates distractions during the meeting.
2. Mute yourself if you are not talking.
3. Let your family know that you are in a meeting to limit local distractions.
4. Be aware of your background. When you are on camera, your background is too!
5. When/if the presenter struggles, allow the hosts and co-hosts to help out. They do meet prior to the meeting to make sure the technology works, so it may be best to all them to work through any live issues.

By and large, we are all really good using Zoom, but it's really hard to not be noticed when something goes wrong. :)

## NECCC Interclub Competitions

The first of three NECCC interclub competitions is coming up fast. We NEED your best open, nature & mono (Black & white) images. This last category is newly added for this year. You submit them the same way you submit for our regular monthly competitions on our website. You can submit up to 2-3 in each category as long as they haven't earned an NECCC award previously. The best part of submitting as part of our club is to see how well we fare as a club against all the other clubs in New England as well as how we fare as individuals.

Thanks for joining us with this! By Oct 27!!!



**Schoolhouse Sunset**  
Connie Hayes

## Membership Dues

It's that time of year where you need to be thinking about renewing your Club Membership

- Annual Dues are \$50 and need to be paid no later than November 1st
- Dues can be paid by logging into [seacoastcameraclub.org](http://seacoastcameraclub.org)
- Enter your user name and password
- Go to Organization/Membership Dues
- Follow the instructions to pay via PayPal- Please note if you do not have a PayPal account, you can still pay your dues with Mastercard/Visa using the PayPal link
- If you do not want to pay with PayPal, there are instructions for sending a check



**The Light of the Cyclone**  
Shirley Reed


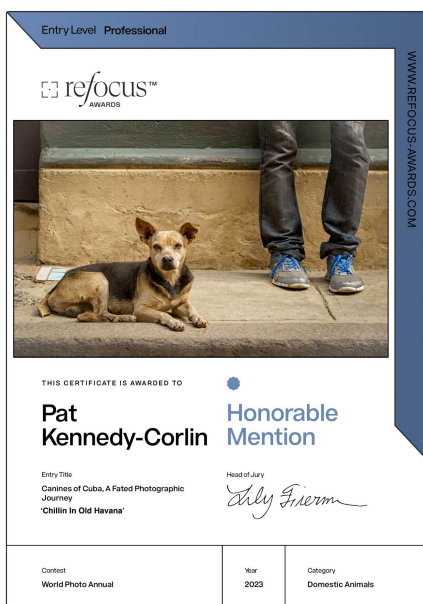

### Upcoming Meetings

Date	Presenter	Program/Competition
Oct 24	Tom Cuchara	Competition: Nature/Open
Nov 14	Alyce Bender	Wondering Through the Wilderness
Nov 28	Drake Busath	Competition: Landscape / Open
Dec	None	Print Competition Only



## Special Recognition

A big congratulations goes to club members Renee Giffroy, Susan Correia, and Pat Kennedy Corlin for their recognition in the Refocus World Photography Awards, which were judged by 25 world-renowned photographers, curators, directors, and industry professionals who were chosen based on their respected positions within the global photography world.

As you can see, each artist earned "Honorable Mentions" for the respective images.



**B&W View From Hotel Window on Star Island**  
Chris Morse



## 23-24 Officers

Sharon Colacino - President

Sue Mickey - Vice President


Renee Giffroy - Secretary

Deb Boulanger - Treasurer



# Tony's Tips

We were a bit light on content this month, so I thought I would share some of my in the field tips for photography wildlife. As many of you know, I photograph mainly wild birds, but I think these tips will transfer for the larger genre of wildlife. I hope they are useful.



**Abstract**  
Tom McCarty

## Tony's 3 Setting Tips for Wildlife Photography

1. Shoot in Manual mode and remove ISO from your concern. In the field I shoot on autoISO, which goes against everything I learned as a landscape photographer. For years I wanted to have full control over my ISO knowing that the lower it is, the less noise in the image. However, with camera's improving and post processing software specifically designed to deal with noise, I allow my camera to choose my ISO for the conditions (and the the other parameters I set - see below)
2. Be careful of aperture. The tendency is to shoot "wide open" at the lowest f-stop possible, which makes sense. However, when one shoots wide open, they also can dramatically reduce the focal plane, resulting in some of the animal being in focus, and some not. Allow yourself some breathing room and pull your aperture back a stop or two. In my case, most of my shots are shot between f/6.3 and f/9.0.
3. Shoot fast. Set your shutter speed at 1/1000 of second or faster. As a general rule, especially in the northeast, the smaller the animal, the faster you have to be. Small birds and mammals move faster than big birds and mammals. Don't be skimpy on your speed.



**Take Off**  
Tony Baldasaro

### Building The Nest

Charlene Gaboriault

